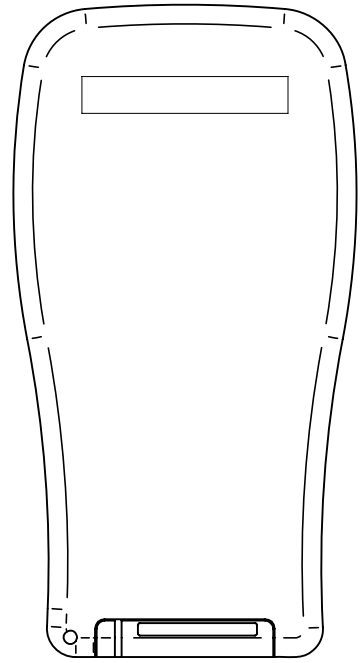
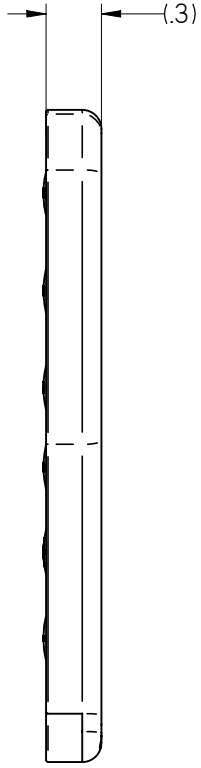
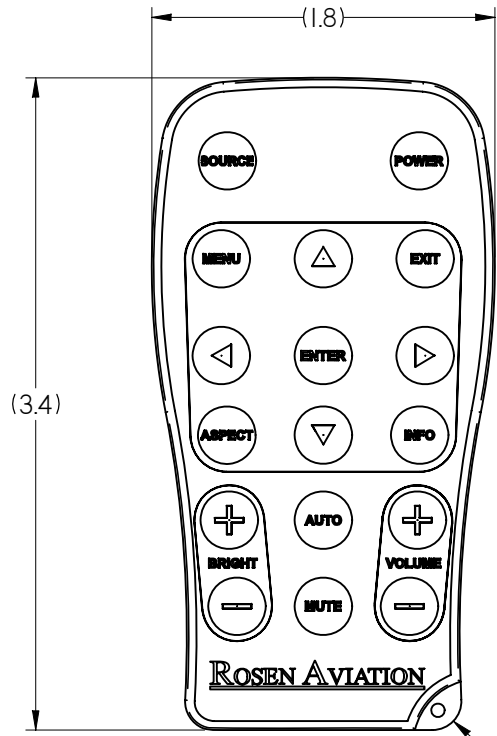


NOTES: (unless otherwise specified)

1. IDENTIFY WITH PART NUMBER, REVISION AND LOT NUMBER/SERIAL NUMBER/OTHER UNIQUE IDENTIFIER. IDENTIFICATION SHALL BE "BAG & TAG"

REVISIONS					
ZONE	REV	DESCRIPTION	DATE	BY	CHG NO
	A	INITIAL DRAWING RELEASE	07/21/10	DE	EC10355

ELECTRONIC REVISION CONTROLLED



1	1	103977	Remote Control, RC5	
ITEM	QTY	PART NUMBER	DESCRIPTION	NOTE
BILL OF MATERIALS				

THE INFORMATION CONTAINED HEREIN IS PROPRIETARY TO ROSEN AVIATION, LLC. IT SHALL NOT BE REPRODUCED OR DISCLOSED IN WHOLE OR IN PART OR USED FOR ANY DESIGN OR MANUFACTURE EXCEPT WHEN SUCH USER POSSESSES DIRECT, WRITTEN AUTHORIZATION FROM ROSEN AVIATION. THIS DRAWING MAY BE COVERED UNDER ONE OR MORE U.S. OR INTERNATIONAL PATENTS. PLEASE CONTACT ROSEN AVIATION FOR SPECIFIC INFORMATION.

ROSEN AVIATION 1020 OWEN LOOP SOUTH EUGENE, OREGON 97402 TEL: (541) 342-3802 FAX: (541) 342-4912	APPROVALS	INITIAL	DATE
	DRAWN BY	GJH	06/04/10
	CHECKER	JB	07/13/10
	ENGINEER	GJH	07/15/10

UNLESS OTHERWISE SPECIFIED DIMENSIONS ARE IN INCHES
 .X = ± .1
 .XX = ± .03

 INTERPRET DIM AND TOL PER ASME Y14.5M - 1994

TITLE		DWG NO	
REMOTE CONTROL, RC5		0500-019 MOD 00	
FIRST CALLED FOR: (FCF)		SIZE	REV
MONITOR ACCESSORIES		A	A
SCALE	1:1	SHEET	1 OF 1